

PREVENTING CHILDHOOD OBESITY IN THE CARIBBEAN

Enabling Caribbean civil society's contribution to national and regional action for healthier, happier children.

HCC Country Obesity Fact Sheet



Saint Vincent and the Grenadines

Population

2017

109 897

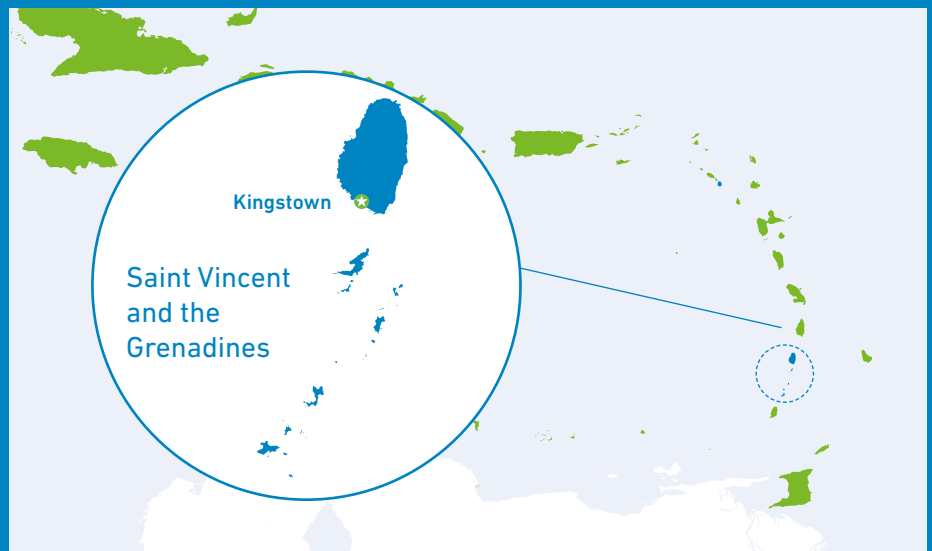
World Bank Income Level

2017 Revision

Upper Middle Income

Estimated Cumulative Cost of Obesity 2017-2025 (US\$M)

98.5



1 in 3 
 Caribbean Children
 is **OVERWEIGHT** or **OBES**

Childhood obesity* exceeds 10% in 7 of 11 CARICOM countries with data

Obesity in childhood is linked to high blood pressure, type II diabetes, and low self esteem

Childhood obesity tracks into adulthood increasing the likelihood of developing NCDs

*Based on the WHO definition of childhood obesity

Caribbean Policy Environment

Fiscal Policies	3/20	SSB Taxes in Barbados, Bermuda & Dominica
School Policies banning SSBs in schools	4/20	Bermuda, Bahamas, Jamaica and Trinidad & Tobago
Marketing Regulation/ Mandatory Front of Pack Nutrition Labeling	0/20	
Nutrition Guidelines & Policies/ Healthy Schools Policies	Multiple countries	

CARICOM Childhood Obesity Prevention action frameworks:

1. HCC Civil Society Action Plan 2017-2021: Preventing Childhood Obesity in the Caribbean
2. CARPHA Plan of Action for promoting healthy weights in the Caribbean: Prevention and control of childhood obesity 2014-2019
3. CARPHA 6-point policy package
4. PAHO Plan of Action for the prevention of obesity in children and adolescents 2014-2019

OBESITY AND OVERWEIGHT AMONG CHILDREN

2016

Childhood levels of
OVERWEIGHT or OBESE

AGE	BOTH SEXES
5 to 9	31.9%
10 to 19	27.5%

Childhood levels of
OBESITY

AGE	BOTH SEXES
5 to 9	15.7%
10 to 19	10.9%

28.9%

BOTH SEXES
AGE: 5 to 19



12.4%

BOTH SEXES
AGE: 5 to 19



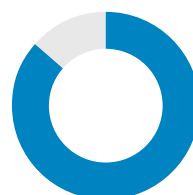
RISK FACTOR STATUS

Insufficient activity*
2010





AGE	MALE	FEMALE
11 to 17	84.4%	88.6%

86.6%

BOTH SEXES
AGE: 11 to 17



BOTH SEXES

 Attendance at physical education (PE) class on \geq 3 days/week during the school year	No data
 Students who spent three or more hours per day during a typical or usual day doing sitting activities	40.3%
 Soft drink consumption STUDENTS (13-15 years) who usually drank carbonated soft drinks one or more times per day during the past 30 days (%)	No data
 Infant breastfeeding	No data

*Percent of defined population attaining less than 60 minutes of moderate- to vigorous-intensity physical activity daily.

ADULT OVERWEIGHT AND OBESITY PREVALENCE

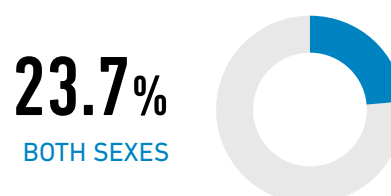
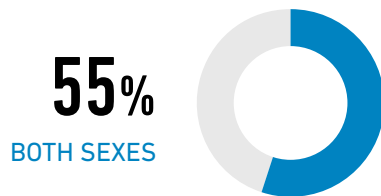
2016

Age-standardized prevalence of
OVERWEIGHT and OBESITY

MALE	FEMALE
48.9%	61.1%

Age-standardized prevalence of
OBESITY

MALE	FEMALE
16.6%	31%



Fresh fruit and vegetable intake is low in both Caribbean men and women, with less than 15% in most countries eating the recommended five or more portions a day.









References:

1. **WHO:** <http://www.worldometers.info>
2. **United Nations**, World Population Prospects, 2017 revision
3. **Global, regional and national prevalence of overweight and obesity in children and adults 1980-2013:** A systematic analysis Lancet. 2014 Aug 30; 384(9945): 766-781.
4. **Global Health Observatory** data repository
5. **Global school based student health survey** (Results for students aged 13-15 years)
6. **World Health Organization** - NCD Progress Monitor, 2017.
7. **World Obesity Federation:** <http://www.obesityday.worldobesity.org/ourdata2017> http://docs.wixstatic.com/ugd/6599c5_2a8fa0968efd4854b74f399abb3078c0.pdf?index=true
8. **El estado de las guías alimentarias basadas en alimentos en América Latina y el Caribe:** 21 años después de la Conferencia Internacional sobre Nutrición
9. **Risk factor surveys of individual CARICOM countries.** STEPS surveys were used for all countries except Barbados where HOTN was used and Jamaica where Jamaica Health and Lifestyle survey 2008 was used.

CHILDHOOD OBESITY PREVENTION SCORECARD (COPS)

WHO Recommends a comprehensive approach to prevention including implementation of key policies including: Taxation of SSBs; Regulation of Marketing to Children; Mandatory Front of Package Nutritional Labelling; and School Policies. The HCC CSAP Childhood Obesity Prevention Scorecard (COPS) has 14 indicators to measure a country's response to this emerging crisis.

● Not implemented/Absent ● Partially implemented/Under development ● Implemented/Present

	1 National NCD Commission or Equivalent	●
	2 Active HCC COP Initiative (to be completed online only)	●
	3 Nation policy, strategic plan or action plan on obesity	●
	4 Mandatory front-of-package nutrition labelling regulation	●
	5 Nutrition policy or guidelines for all schools	●
	6 Regulation banning or restricting the sale and marketing of SSBs and or all EDNP foods in and around all schools and ensuring the provision of free drinking water	●
	7 Regulation banning the marketing of unhealthy foods to children	●
	8 Regulation banning trans fats (legislative limit on trans fat)	●
	9 Taxes on Sugary Drinks (SSBs)	●
	10 Taxes on EDNP foods / unhealthy foods.	●
	11 Subsidies on local fruits and vegetables	●
	12 Implementation of the Baby Friendly Hospital Initiative (BFHI) in at least one local health facility	●
	13 Legislation/regulations fully implementing the International Code of Marketing of Breast-milk substitutes	●
	14 Mandatory physical education in all government schools	●
	15 National program(s) contributing to childhood obesity prevention (COP) efforts	●

CSAP: Civil Society Action Plan | COP: Childhood Obesity Prevention | SSBs: Sugar Sweetened Beverages | EDNP: Energy Dense Nutrient Poor

PRIORITIES AREAS

 Trade and fiscal policies	 Nutrition literacy	 Early childhood nutrition	 Marketing of healthy and unhealthy foods and beverages to children	 School- and community-based interventions	 Resource mobilisation	 Strategic planning, monitoring, and evaluation
--	---	--	---	--	--	---

Link to the real time COPS webpage on the HCC website at:

www.healthycaribbean.org/cops/

You will find resources such as policy documents for countries reporting progress

If you would like to inform us of any data discrepancy or update for this fact sheet please contact us at hcc@healthycaribbean.org