

# PREVENTING CHILDHOOD OBESITY IN THE CARIBBEAN

Enabling Caribbean civil society's contribution to national and regional action for healthier, happier children.

HCC Country Obesity Fact Sheet

## Grenada

Population  
2017

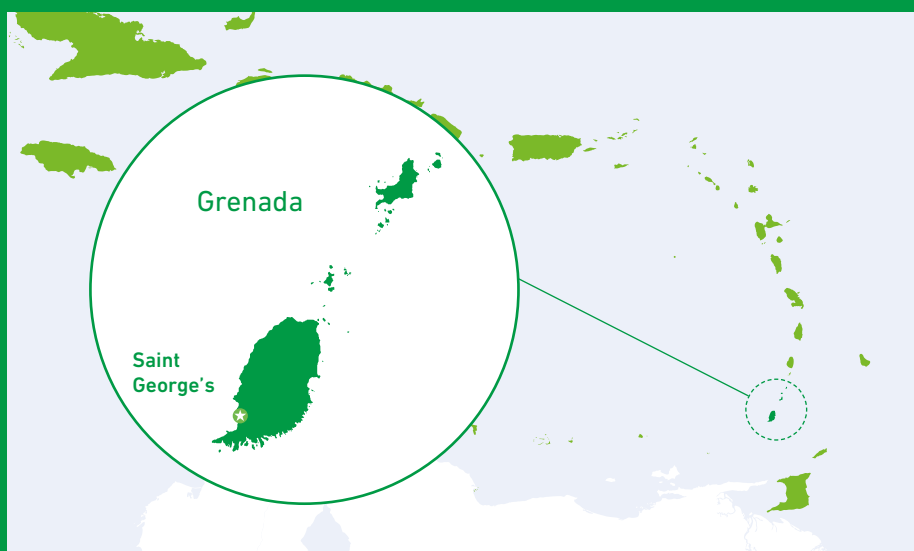
107 825

World Bank Income Level  
2017 Revision

Upper Middle Income

Estimated Cumulative Cost  
of Obesity 2017-2025 (US\$M)

69.1



**1 in 3**   
Caribbean Children  
is **OVERWEIGHT** or **OBESE**

Childhood obesity\* exceeds 10% in 7  
of 11 CARICOM countries with data

Obesity in childhood is linked to  
high blood pressure, type II diabetes,  
and low self esteem

Childhood obesity tracks into  
adulthood increasing the likelihood  
of developing NCDs

\*Based on the WHO definition of childhood obesity

### Caribbean Policy Environment

Fiscal Policies	3/20	SSB Taxes in Barbados, Bermuda & Dominica
School Policies banning SSBs in schools	4/20	Bermuda, Bahamas, Jamaica and Trinidad & Tobago
Marketing Regulation/ Mandatory Front of Pack Nutrition Labeling	0/20	
Nutrition Guidelines & Policies/ Healthy Schools Policies	Multiple countries	

CARICOM Childhood Obesity Prevention action frameworks:

1. HCC Civil Society Action Plan 2017-2021: Preventing Childhood Obesity in the Caribbean
2. CARPHA Plan of Action for promoting healthy weights in the Caribbean: Prevention and control of childhood obesity 2014-2019
3. CARPHA 6-point policy package
4. PAHO Plan of Action for the prevention of obesity in children and adolescents 2014-2019

## OBESITY AND OVERWEIGHT AMONG CHILDREN

### 2016

Childhood levels of  
**OVERWEIGHT or OBESE**

AGE	BOTH SEXES
5 to 9	29.2%
10 to 19	24.9%

# 26.4%

BOTH SEXES  
AGE: 5 to 19

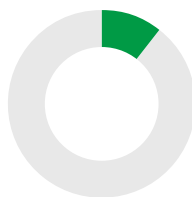


Childhood levels of  
**OBESITY**

AGE	BOTH SEXES
5 to 9	13.6%
10 to 19	9.2%

# 10.7%

BOTH SEXES  
AGE: 5 to 19



## RISK FACTOR STATUS

**Insufficient activity\***  
2010

AGE	MALE	FEMALE
11 to 17	82.6%	86.7%

# 84.9%

BOTH SEXES  
AGE: 11 to 17



BOTH SEXES

	<b>Attendance at physical education (PE) class</b> on $\geq$ 3 days/week during the school year	No data
	<b>Students who spent three or more hours per day</b> during a typical or usual day doing sitting activities	42.7%
	<b>Soft drink consumption</b> STUDENTS (13-15 years) who usually drank carbonated soft drinks one or more times per day during the past 30 days (%)	No data
	<b>Infant breastfeeding</b>	39%

\*Percent of defined population attaining less than 60 minutes of moderate- to vigorous-intensity physical activity daily.

## ADULT OVERWEIGHT AND OBESITY PREVALENCE

### 2016

Age-standardized prevalence of  
**OVERWEIGHT and OBESITY**

MALE	FEMALE
<b>43.7%</b>	<b>58.8%</b>

### 51.4%

BOTH SEXES



Age-standardized prevalence of  
**OBESITY**

MALE	FEMALE
<b>13.3%</b>	<b>29%</b>

### 21.3%

BOTH SEXES



Low fruit and vegetable consumption

### 75.3%









### References:

1. **WHO:** <http://www.worldometers.info>
2. **United Nations**, World Population Prospects, 2017 revision
3. **Global, regional and national prevalence of overweight and obesity in children and adults 1980–2013:** A systematic analysis Lancet. 2014 Aug 30; 384(9945): 766–781.
4. **Global Health Observatory** data repository
5. **Global school based student health survey** (Results for students aged 13–15 years)
6. **World Health Organization** – NCD Progress Monitor, 2017.
7. **World Obesity Federation:** <http://www.obesityday.worldobesity.org/ourdata2017> [http://docs.wixstatic.com/ugd/6599c5\\_2a8fa0968efd4854b74f399abb3078c0.pdf?index=true](http://docs.wixstatic.com/ugd/6599c5_2a8fa0968efd4854b74f399abb3078c0.pdf?index=true)
8. **El estado de las guías alimentarias basadas en alimentos en América Latina y el Caribe:** 21 años después de la Conferencia Internacional sobre Nutrición
9. **Risk factor surveys of individual CARICOM countries.** STEPS surveys were used for all countries except Barbados where HOTN was used and Jamaica where Jamaica Health and Lifestyle survey 2008 was used.

## CHILDHOOD OBESITY PREVENTION SCORECARD (COPS)

WHO Recommends a comprehensive approach to prevention including implementation of key policies including: Taxation of SSBs; Regulation of Marketing to Children; Mandatory Front of Package Nutritional Labelling; and School Policies. The HCC CSAP Childhood Obesity Prevention Scorecard (COPS) has 14 indicators to measure a country's response to this emerging crisis.

● Not implemented/Absent    ● Partially implemented/Under development    ● Implemented/Present

	1	National NCD Commission or Equivalent	●
	2	Active HCC COP Initiative (to be completed online only)	●
	3	Nation policy, strategic plan or action plan on obesity	●
	4	Mandatory front-of-package nutrition labelling regulation	●
	5	Nutrition policy or guidelines for all schools	●
	6	Regulation banning or restricting the sale and marketing of SSBs and or all EDNP foods in and around all schools and ensuring the provision of free drinking water	●
	7	Regulation banning the marketing of unhealthy foods to children	●
	8	Regulation banning trans fats (legislative limit on trans fat)	●
	9	Taxes on Sugary Drinks (SSBs)	●
	10	Taxes on EDNP foods / unhealthy foods.	●
	11	Subsidies on local fruits and vegetables	●
	12	Implementation of the Baby Friendly Hospital Initiative (BFHI) in at least one local health facility	●
	13	Legislation/regulations fully implementing the International Code of Marketing of Breast-milk substitutes	●
	14	Mandatory physical education in all government schools	●
	15	National program(s) contributing to childhood obesity prevention (COP) efforts	●

CSAP: Civil Society Action Plan | COP: Childhood Obesity Prevention | SSBs: Sugar Sweetened Beverages | EDNP: Energy Dense Nutrient Poor

### PRIORITIES AREAS

 Trade and fiscal policies	 Nutrition literacy	 Early childhood nutrition	 Marketing of healthy and unhealthy foods and beverages to children	 School- and community-based interventions	 Resource mobilisation	 Strategic planning, monitoring, and evaluation
--	---	--	---	--	--	---

Link to the real time COPS webpage on the HCC website at:

[www.healthycaribbean.org/cops/](http://www.healthycaribbean.org/cops/)

You will find resources such as policy documents for countries reporting progress

If you would like to inform us of any data discrepancy or update for this fact sheet please contact us at [hcc@healthycaribbean.org](mailto:hcc@healthycaribbean.org)